

**U.E NUESTRA SEÑORA DE LOURDES**

**2DA ETAPA:**

**4° GRADO SECCIÓN "A" Y "B" 3ER LAPSO**

**TEACHER: CARLIMAR ESPINOZA**

**AREA: INGLÉS-ENGLISH**

**ENGLISH CLASS**

**SEMANA 04/05/20 AL 15/05/20**



**INSTRUCCIONES:**

- TRABAJA EN UN LUGAR CÓMODO E ILUMINADO.
- RECUERDA APLICAR LAS NORMAS DE HIGIENE COMO LAVARTE LAS MANOS.
- SOLICITA EL APOYO DE TUS PADRES O DE ALGÚN FAMILIAR.
- PRACTICA EL VOCABULARIO Y LAS ACTIVIDADES DE INGLÉS
- UTILICEMOS EL VERBO TO BE PARA HABLAR DE NOMBRE, PERSONAS, HABLAR DE EDAD, EXPRESAR NACIONALIDAD, ENTRE OTRAS.
- ENVÍA LAS ACTIVIDADES AL CORREO ELECTRÓNICO [C.ER517@HOTMAIL.COM](mailto:C.ER517@HOTMAIL.COM)

## VERB TO BE - QUESTIONS

VERB TO BE (AM-IS-ARE): SER Ó ESTAR.

SUBJECT	VERB TO BE
I	AM
YOU	ARE
HE	IS
SHE	IS
IT	IS
WE	ARE
THEY	ARE

### VERB TO BE FOR QUESTIONS

#### INTERROGATIVE FORM:

VERB TO BE + SUBJECT + COMPLEMENT + ?

IS SHE PRETTY?

#### SHORT ANSWER INTERROGATIVE FORM

YES + SUBJECT + VERB TO BE

YES, SHE IS

NO + SUBJECT + VERB TO BE + NOT

NO, SHE IS NOT / NO, SHE ISN'T

#### EXAMPLE:



IS HE CLEAN?

YES, HE IS



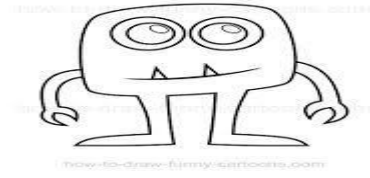
ARE THEY SAD?

NO, THEY ARE NOT / NO, THEY AREN'T


## OPPOSITES VOCABULARY




PRETTY



UGLY



EXPENSIVE




CHEAP



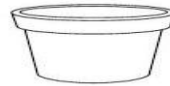
CLEAN



DIRTY



FULL




EMPTY



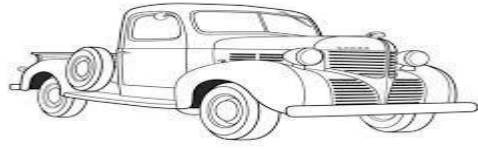
THIN



FAT




NEW




OLD



HAPPY




SAD



BIG



SMALL



TALL




SHORT

hot



HOT



cold

COLD



STRONG

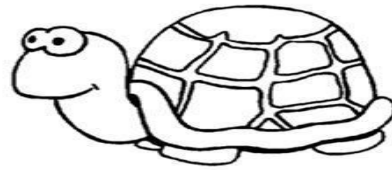


WEAK


# FAST--SLOW



FAST



SLOW



NOISY



QUIET

**NAME:**

**GRADE:**

1) Fill in the blank with the verb to be

\_\_\_ SHE HAPPY?

\_\_\_ HE TALL?

\_\_\_ THEY STRONG?

YES, SHE \_\_\_

NO, HE \_\_\_\_\_

YES, THEY \_\_\_\_\_

2) a) DRAW A LINE TO MATCH THE PICTURE WITH THE VERB TO BE



I



HE




THEY


AM - IS - ARE



SHE




WE




IT

b) FILL IN THE BLANK USING THE OPPOSITE




PETER IS FAT

TONY IS \_\_\_\_\_




WATER IS \_\_\_\_\_

COFFEE IS HOT



ELEPHANT IS \_\_\_\_\_

BIRD IS SMALL



TURTLE IS SLOW

RABBIT IS \_\_\_\_\_

3) FIND THE OPPOSITES

S M A L L P N Y G L I G  
 G H L D R O V N N J E R  
 E A O E J A V H I X N E  
 T L T R E E G E R T G A  
 W T W H T Q C L O S L T  
 Y G N O R T S T B A I I  
 S E S U S Y C V I F S M  
 K R L T Y L G U P V H P  
 U A U T K L I G H T E V  
 D D E Y T S L O W F B S  
 Y X Q W W I M E U N I I  
 T R J D S E L N D I G V

BIG – SMALL • PRETTY- UGLY • STRONG- WEAK• TALL- SHORT•SLOW – FAST

-VÍDEOS DE CLASES DE INGLÉS:

-OPPOSITES

<https://www.youtube.com/watch?v=LF3cr1V28xA>

-VERB TO BE QUESTIONS

<https://www.youtube.com/watch?v=yIpfOm4Bs2s>