

**U.E NUESTRA SEÑORA DE LOURDES**

**5° GRADO SECCIÓN "A" Y "B" 3ER LAPSO**

**TEACHER: CARLIMAR ESPINOZA**

**AREA: INGLÉS-ENGLISH**

**ENGLISH CLASS**

**SEMANAS DE L 04/05 AL 15/05/2020**



**INSTRUCCIONES:**

- TRABAJA EN UN LUGAR CÓMODO E ILUMINADO.
- RECUERDA APLICAR LAS NORMAS DE HIGIENE COMO LAVARTE LAS MANOS.
- SOLICITA EL APOYO DE TUS PADRES O DE ALGÚN FAMILIAR.
- PRACTICA EL VOCABULARIO Y LAS ACTIVIDADES DE INGLÉS.
- UTILICEMOS EL VERBO TO BE PARA HABLAR DE NOMBRE, PERSONAS, HABLAR DE EDAD, EXPRESAR NACIONALIDAD, ENTRE OTRAS.
- ENVÍA LAS ACTIVIDADES AL CORREO ELECTRÓNICO [C.ER517@HOTMAIL.COM](mailto:C.ER517@HOTMAIL.COM)

## VERB TO BE - QUESTIONS

VERB TO BE (AM-IS-ARE): SER Ó ESTAR.

SUBJECT	VERB TO BE
I	AM
YOU	ARE
HE	IS
SHE	IS
IT	IS
WE	ARE
THEY	ARE

### VERB TO BE FOR QUESTIONS

INTERROGATIVE FORM:
VERB TO BE + SUBJECT + COMPLEMENT + ?
IS SHE PRETTY?

SHORT ANSWER INTERROGATIVE FORM
YES + SUBJECT + VERB TO BE
YES, SHE IS
NO + SUBJECT + VERB TO BE + NOT
NO, SHE IS NOT / NO, SHE ISN'T

### EXAMPLE:



IS HE CLEAN?

YES, HE IS



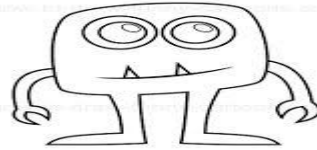
ARE THEY SAD?

NO, THEY ARE NOT / NO, THEY AREN'T


# OPPOSITES VOCABULARY




PRETTY



UGLY



EXPENSIVE



CHEAP



CLEAN



DIRTY



FULL




EMPTY




THIN



FAT




NEW



OLD



HAPPY

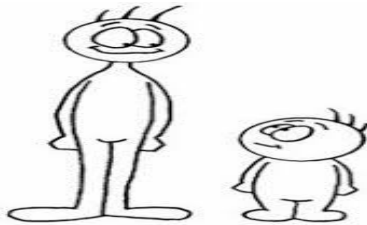


SAD



BIG

SMALL




TALL

SHORT

hot



HOT



cold

COLD



STRONG



WEAK


FAST--SLOW



FAST



SLOW



NOISY



shutterstock.com • 642396826

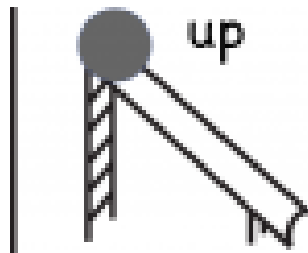
QUIET



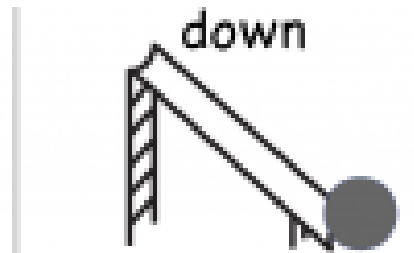
IN




OUT




UP



DOWN



NEAR



FAR



HEAVY



LIGHT



OVER



UNDER



STOP



GO

**NAME:**

**GRADE:**

**1) COMPLETE WITH THE VERB TO BE.**

\_\_\_ SHE HAPPY? \_\_\_ HE TALL? \_\_\_\_\_ THEY STRONG?

YES, SHE \_\_\_ NO, HE \_\_\_\_\_ YES, THEY \_\_\_\_\_

\_\_\_\_\_ WE STRONG? \_\_\_ I SHORT? \_\_\_ IT COLD?

YES, WE \_\_\_\_\_ NO, I \_\_\_\_\_ NO, IT \_\_\_\_\_

**2) FIND THE OPPOSITES**

S L A L L P N Y G L I G  
G H L D R O V N N J E R  
E A O E J A V H I X N E  
T L T R E E G E R T G A  
W T W H T Q C L O S L T  
Y G N O R T S T B A I I  
S E S U S Y C V I F S M  
K R L T Y L G U P V H P  
U A U T K L I G H T E V  
D D E Y T S L O W F B S  
Y X Q W W I M E U N I I  
T R J D S E L N D I G V

BIG – PRETTY- UGLY – STRONG- WEAK- TALL- SHORT – SLOW – FAST

**-VÍDEOS DE CLASES DE INGLÉS:**

**-OPPOSITES**

<https://www.youtube.com/watch?v=LF3crIV28xA>

**-VERB TO BE QUESTIONS**

<https://www.youtube.com/watch?v=yIpfOm4Bs2s>



3) FILL IN THE BLANCK WITH: ISN'T / AREN'T

SHE \_\_\_\_ A RABBIT

WE \_\_\_\_ SAD

HE \_\_\_\_\_ NEAR

THEY \_\_\_\_\_ QUIET

HE \_\_\_\_\_ SHORT


IT \_\_\_\_\_ HEAVY

WE \_\_\_\_\_ TALL

IT \_\_\_\_\_ HOT

THEY \_\_\_\_\_ FAR

4) DRAW AND MATCH



5) WRITE THE MISSING LETTER USING: PERSONAL PRONOUNS AND VERB TO BE.

I    m    n    o

o    u    a    r    n    t


h          o    t

h    e    i       t

t    s    n

w       e    o

h       r    n



6) READ AND MATCH

I am    he is    it is    they are

you are    she is    we are

are they?    are you?    is he?    is it?

are we?    is she?    am I?

